

Coop Pank Group Unaudited financial results for March 2023

20.04.2023

March: Moderate growth and strong profit

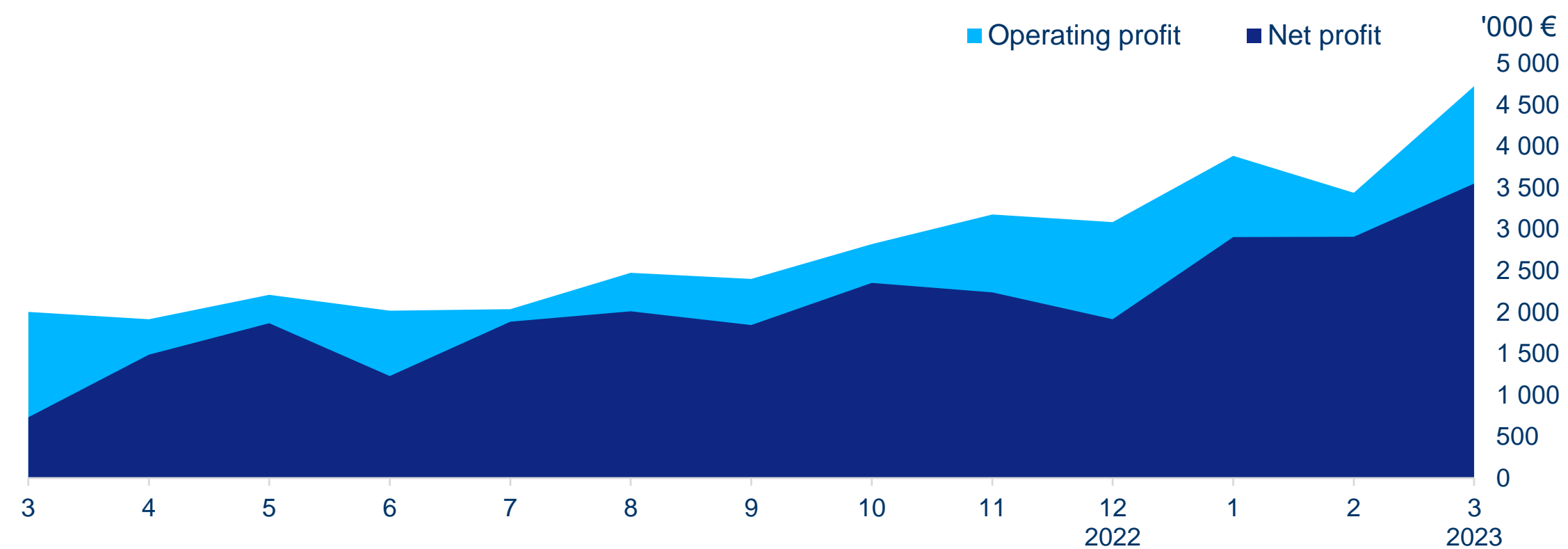
Key indicators compared to last month and year

Coop Pank Group	Month		Year-to-Date			Difference YoY
	03.23	02.23	03.23	03.22		
Net operating income ('000 €)	7 315	6 071	19 661	11 492	+8 170	+71%
Interest	6 802	5 654	18 372	10 595	+7 777	+73%
Service fee and commissions	381	337	1 028	795	+233	+29%
Other	132	80	261	102	+160	+157%
Operating expenses	2 582	2 627	7 595	6 198	+1 397	+23%
Payroll expenses	1 513	1 601	4 542	3 449	+1 093	+32%
Other expenses	1 069	1 026	3 054	2 749	+305	+11%
Operating profit	4 732	3 444	12 066	5 293	+6 772	+128%
Financial assets impairment losses	756	220	1 627	1 494	+133	+9%
Profit before income tax	3 976	3 224	10 439	3 800	+6 639	+175%
Income tax	421	312	1 063	299	+764	
Net profit	3 555	2 912	9 375	3 500	+5 875	+168%
Return on equity (ROE)	26.5%	24.6%	24.6%	12.5%	+12.1pp	
Cost / income ratio (CIR)	35%	43%	39%	54%	-15.3pp	
Net interest margin (NIM)	4.7%	4.3%	4.4%	3.4%	+0.9pp	
Cost of financing	1.5%	1.4%	1.4%	0.6%	+0.9pp	
No. of customers in Coop Pank ('000)	155.2	152.2	155.2	122.4	+32.8	+27%
Active customers	70.1	68.0	70.1	54.2	+15.9	+29%
Net loan portfolio (m€)	1 347	1 323	1 347	1 040	+306.6	+29%
Deposits and loans received	1 513	1 510	1 513	1 149	+364.1	+32%
Equity	159	155	159	115	+43.3	+38%

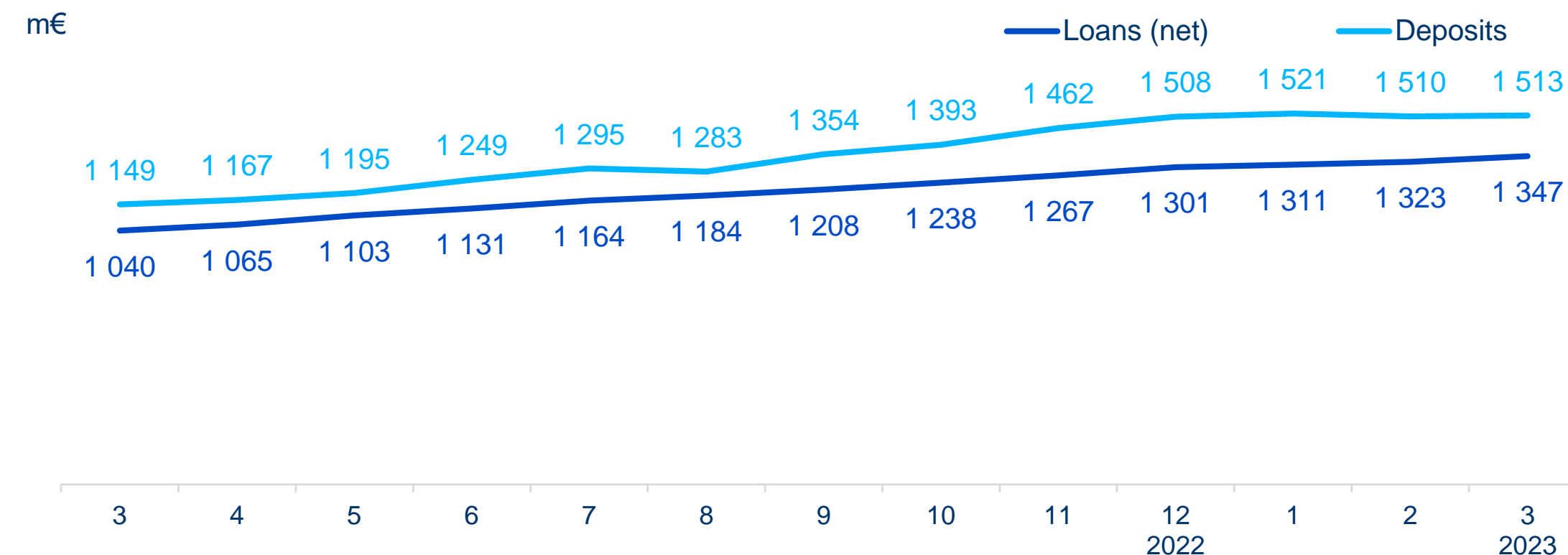
- In March net operating income and net profit were highest in history at the level 7.3 m€ and 3.6 m€ respectively.
- Monthly ROE was 26.5% and cost-income ratio 35%.
- Quality of loan portfolio remains high but significant additional loan provisions were made in order to prepare for potential credit losses in the future.
- Interest rates are rising on loan side and on deposit side as well.
- Net loan portfolio increased by 24 m€ M-o-M. Home loans increased by +11 m€, business loans +7 m€, leasing +4 m€ and consumer loans +2 m€. In total portfolio has increased by 29% Y-o-Y.
- Deposits increased by 3 m€ M-o-M. Deposits from business clients increased by +5 m€, deposits from private clients increased by +16 m€. Volume of foreign deposits decreased by -18 m€. Y-o-Y growth of deposits was +32%.
- Coop Pank customer base grew by 3 100, number of active clients grew by 2 100 clients.

Ärimahud kvartalite lõikes

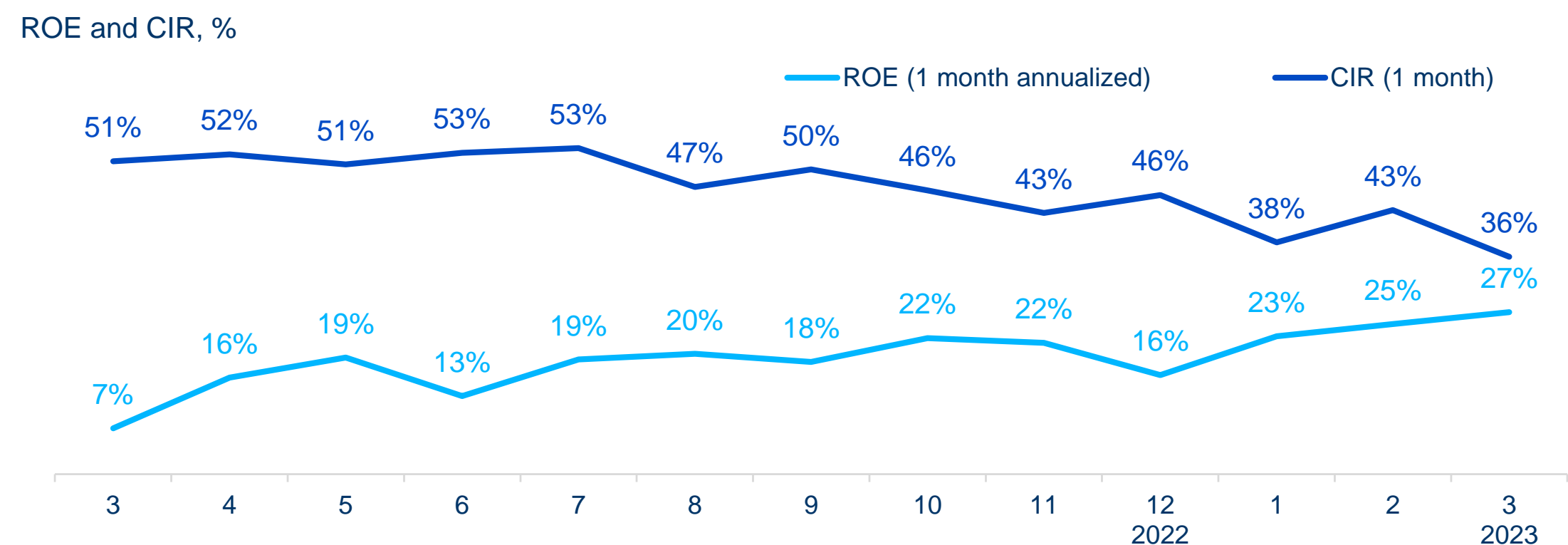
Monthly profit



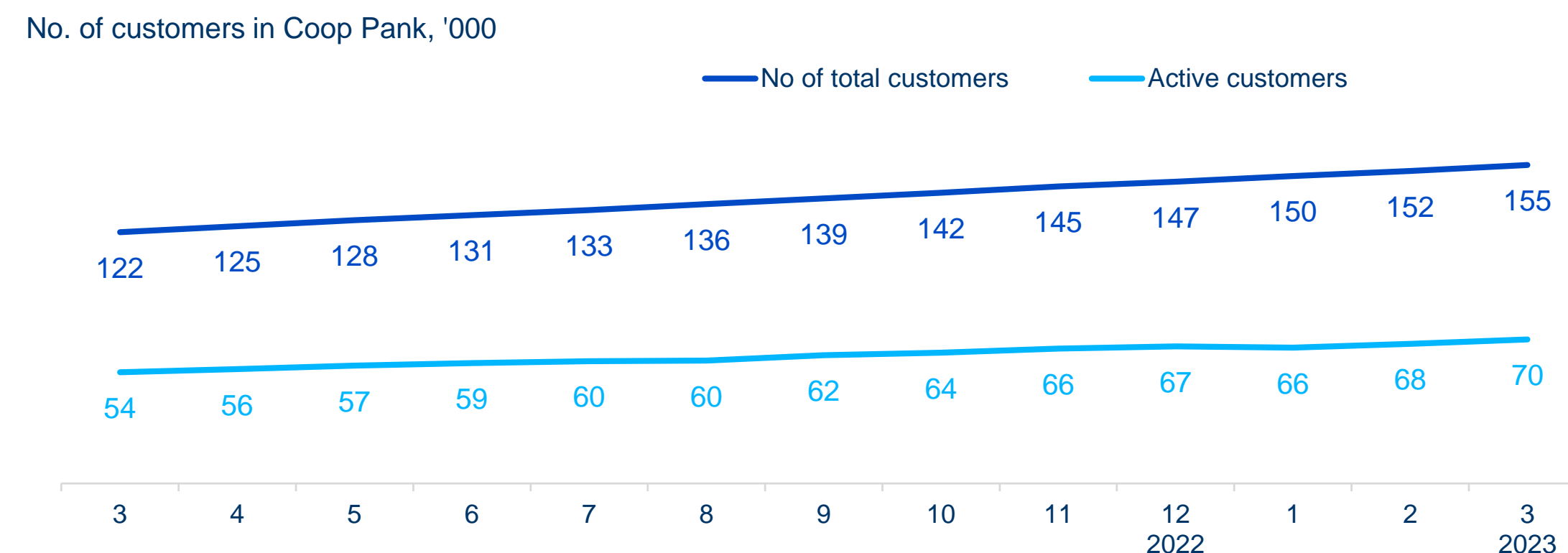
Loans and deposits



Profitability



No. of customers in Coop Pank*



* Coop Pank customer – a customer holding at least one opened bank account.
Active customer – Coop Pank customer who has made at least 4 transactions in 60 days