

Coop Pank Group Unaudited financial results for May 2023

12.06.2023

May: Solid growth, deposit interest setting new records

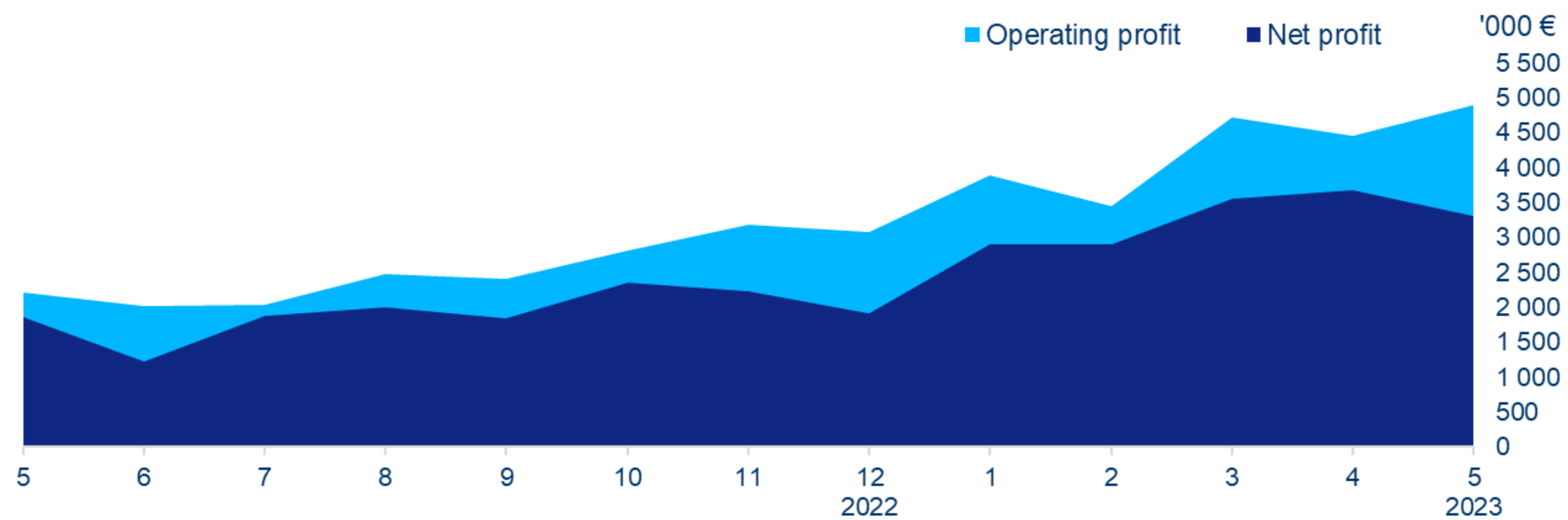
Key indicators compared to last month and year

Coop Pank Group	Month		Year-to-Date			
	05.23	04.23	05.23	05.22	Difference YoY	
Net operating income ('000 €)	7 737	7 224	34 622	19 983	+14 639	+73%
Interest	7 336	6 626	32 334	18 280	+14 054	+77%
Service fee and commissions	354	536	1 918	1 412	+506	+36%
Other	48	61	370	291	+79	+27%
Operating expenses	2 843	2 758	13 196	10 562	+2 634	+25%
Payroll expenses	1 587	1 580	7 709	5 926	+1 783	+30%
Other expenses	1 256	1 178	5 487	4 636	+851	+18%
Operating profit	4 894	4 466	21 426	9 420	+12 006	+127%
Financial assets impairment losses	1 219	338	3 184	1 961	+1 223	+62%
Profit before income tax	3 676	4 127	18 242	7 459	+10 783	+145%
Income tax	373	447	1 884	600	+1 284	
Net profit	3 303	3 680	16 358	6 859	+9 499	+138%
Return on equity (ROE)	24,2%	28,1%	25,2%	14,5%	+10,7pp	
Cost / income ratio (CIR)	37%	38%	38%	53%	-14,7pp	
Net interest margin (NIM)	4,9%	4,7%	4,5%	3,5%	+1,0pp	
Cost of financing	1,7%	1,7%	1,5%	0,5%	+1,0pp	
No. of customers in Coop Pank ('000)	160,4	157,6	160,4	128,3	+32,1	+25%
Active customers	71,8	71,1	71,8	57,4	+14,5	+25%
Net loan portfolio (m€)	1 404	1 363	1 404	1 103	+301,1	+27%
Deposits and loans received	1 576	1 515	1 576	1 195	+381,5	+32%
Equity	162	158	162	116	+45,9	+40%

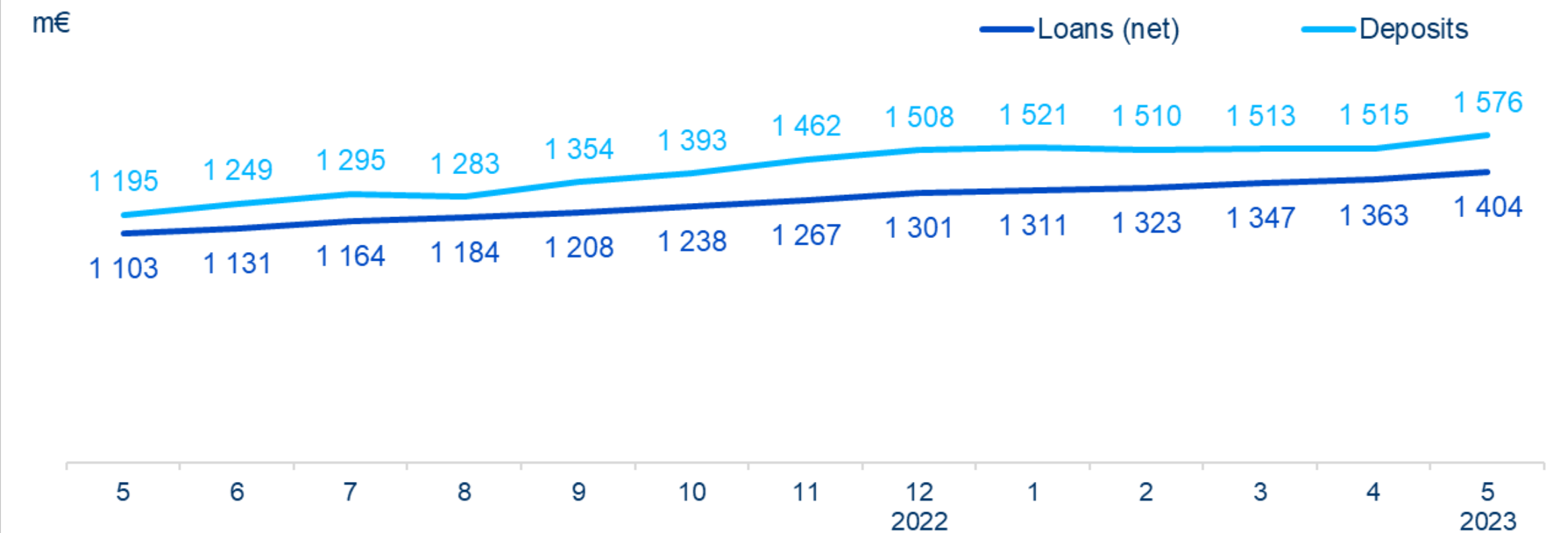
- In May net operating income was on record level at 7.7 m€ and net profit was strong at 3.3 m€ level.
- Monthly ROE was 24.2% and cost-income ratio 37%.
- Quality of loan portfolio remains high, but there are signs that some clients may potentially have difficulties with loan payments.
- Interest rates continue to rise on loan side and on deposit side as well, term deposit rates show strongest growth.
- In May dividends 4.5 cents per share were paid out, in total amount close to 4.6 m€.
- Net loan portfolio increased by 41 m€ M-o-M. Business loans increased by +20 m€, home loans by +15 m€, leasing +3 m€ and consumer loans +3 m€. In total portfolio has increased by 27% Y-o-Y.
- Deposits increased by 61 m€ M-o-M. Deposits from business clients increased by +48 m€, deposits from private clients remained stable. Volume of foreign deposits increased by +13 m€. Y-o-Y growth of deposits was +32%.
- Coop Pank customer base grew by 2 800, number of active clients grew by 800 clients.

Business volumes and profitability last 13 months

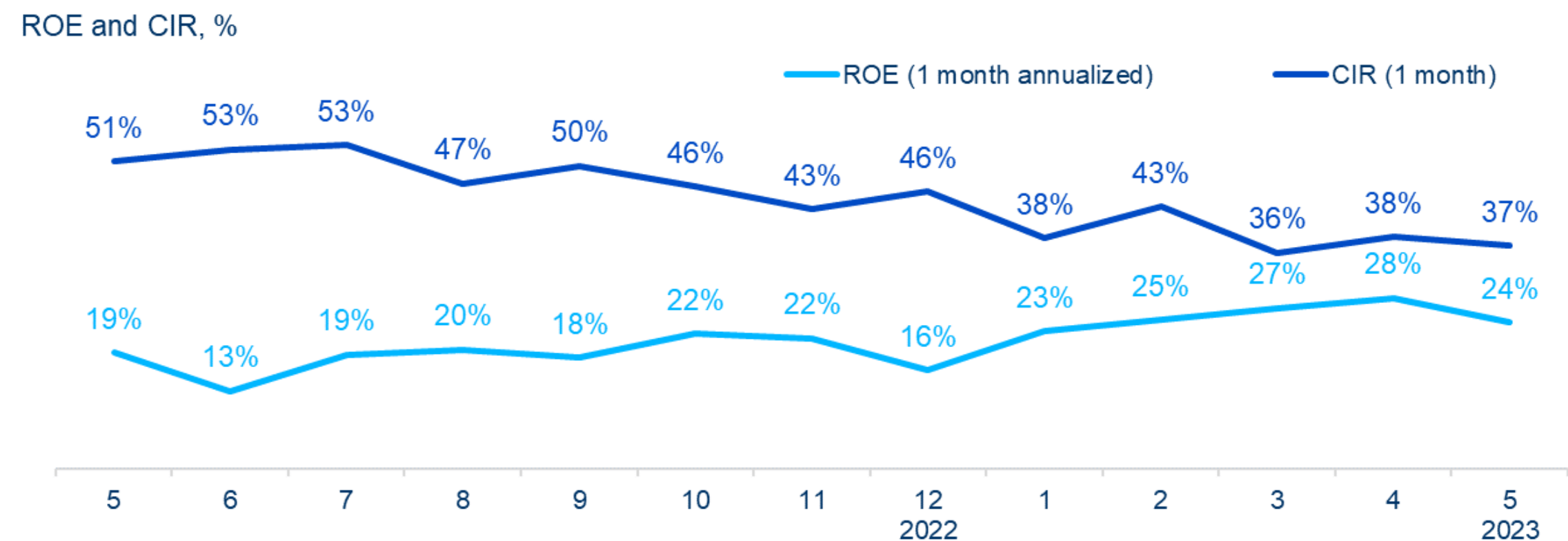
Monthly profit



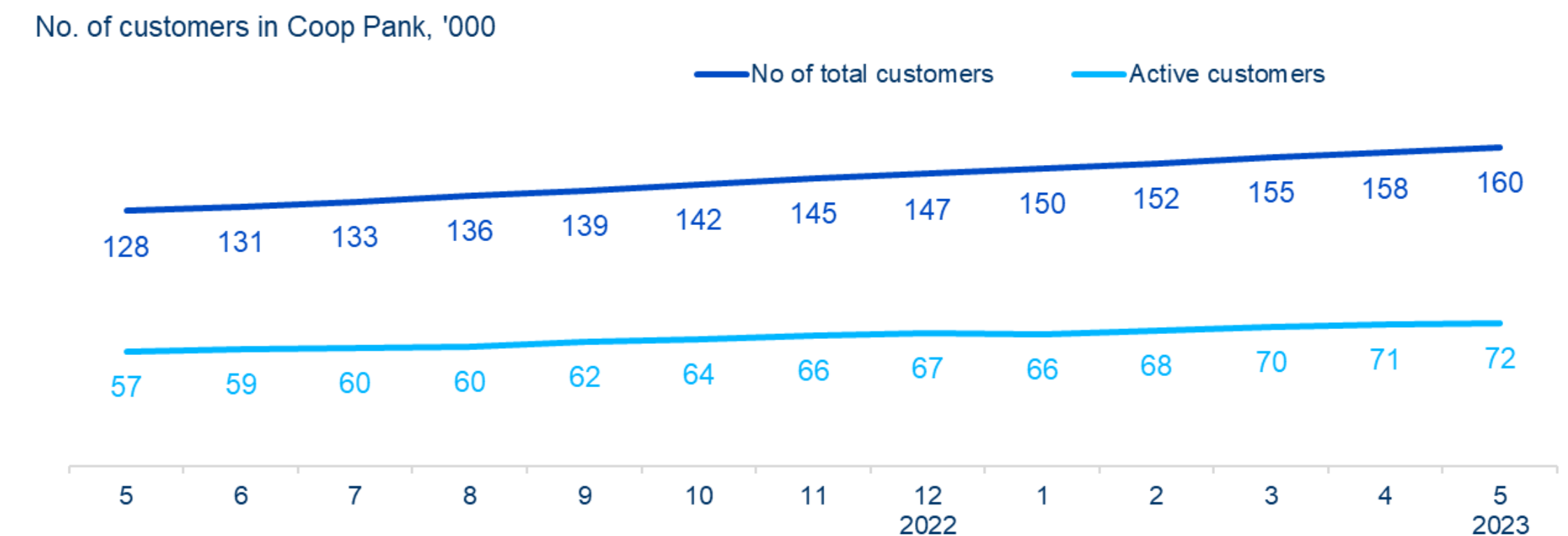
Loans and deposits



Profitability



No. of customers in Coop Pank*



* Coop Pank customer – a customer holding at least one opened bank account.
Active customer – Coop Pank customer who has made at least 4 transactions in 60 days